



**MJ-GERÜST**  
Scaffolding Systems

**SCAFFOLDING MADE IN  
PLETTENBERG**

# OPTIMA TOP

PRICES | EDITION 10.2022



**SCAFFOLDINGS MADE IN PLETTENBERG**

MJ-Gerüst GmbH, based in Plettenberg in the German region of Sauerland, is part of a strong group of companies, which can look back on more than 50 years of company history. The core competence of the family company lies in the production and worldwide distribution of high-quality steel and aluminum scaffolding systems, which offer almost limitless possibilities in the field of modern system scaffolding construction.

With a unique range of products and a wide range of universal accessories, we offer our customers the option of completing existing scaffolding material in a system-compatible complement. A highly valued advantage by our customers that has given our scaffolding international recognition and prominence.

Development, production and sales. These are the cornerstones of our range of services, which are supplemented by numerous additional services. Especially our support in the planning and implementation of difficult projects is claimed. A service in which our technical know-how and experience can often contribute to considerable time and cost savings.

Only through qualified work can a safe quality product be created. Our proven quality management reflects our knowledge and experience and makes the quality of our products measurable. In order to guarantee our high quality standards, our production processes are constantly accompanied by external examination offices and engineers.



**OUR COMPANY - YOUR BENEFITS**

- Production in Germany at the location Plettenberg
- System compatible, high quality and norm compliant scaffold systems
- Certifications according to DIN EN 9001, 14001 and 50001
- Highest product quality through dynamic quality management
- Short-term availability of material due to high storage capacities and short decision-making processes
- Use of the modern production technology and permanent optimization of technological production running
- Project support already in the planning phase

**PARTNER AND CERTIFICATES**



**Our team is always available  
for technical questions**

[WWW.MJ-GERUEST.DE](http://WWW.MJ-GERUEST.DE)

## THE ORIGINAL MJ OPTIMA PRINCIPLE

The MJ Optima scaffolding system is designed as a facade scaffolding system. The advantages from the tried and tested frame system are taken up and combined with the advantages of a modular designed scaffolding system. In addition, the requirements of a leading railing are met with system-integrated components. Meaningful and well thought out System-free accessories complete the MJ Optima principle.

By investing in the MJ Optima system, you are optimally aligning your scaffold company with the future requirements of the construction industry and occupational health and safety legislation.

## MJ OPTIMA TOP

The System MJ OPTIMA TOP system uses new types of vertical standards and deck ledgers. Tried and tested scaffold decks, diagonals, accessories and many side protection parts can still be used. The proven and internalized assembly activities are not significantly influenced.

The use of the known perforated disc as a modular scaffolding node also makes it possible to use round tube decks and other modular scaffold components. The connection with the modular scaffold system allows previously unknown degrees of freedom in the execution of unusual scaffolding.

By installing decking ledgers, optionally with two or three piles in width, the use and provision of vertical frames of different widths is no longer necessary. Well thought-out details, such as the scaffolding corner with only three scaffolding standards, complete the superior efficiency of the system.

Transport, storage and movement of the components on the construction site are considerably simplified. Through the mechanically transport in palletized units with forklifts or by crane, in most applications only the so-called „last meter“ remains for manual handling and not much more.

The lower component weights in connection with the higher safety against falling lead to a far reduced body stress strain and thus to a higher hourly output on the construction site.

The integrated leading railing frees you from the obligation to use personal protective equipment (PPE) in most situations.

The approval of the scaffold system by the German Institute for Structural Engineering enables a very wide field of application without further individual evidence.

In applications with special requirements that go far beyond the norm, the stability can be checked in individual cases with a static proof.

The leading railing with system-integrated components can be implemented with the existing vertical standards. The MJ-Bärchen railings (protected by proprietary rights) enable a further increase in efficiency and occupational safety.



### EFFICIENT

due to optimized  
ease of assembly



### PROFITABLE

through long life and  
excellent value retention



### FLEXIBLE

through countless  
field lengths/widths



### VERSATILE

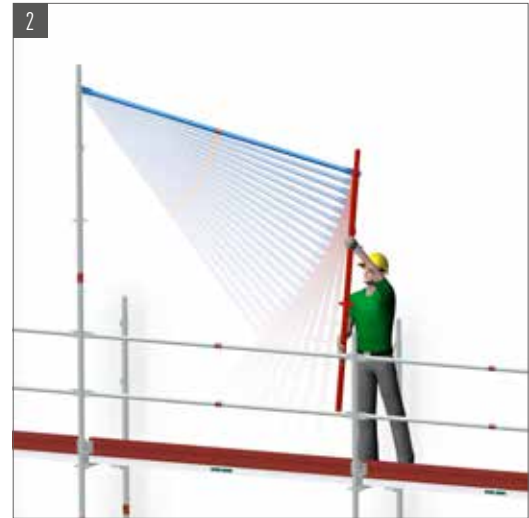
through extensive  
range of accessories

## TRBS-COMPLIANT RAILING ASSEMBLY

After completing all the assembly work for a scaffold level, the scaffold builder moves up to the next scaffold level. There is already a leading one there principal guardrail 1.00 m above the scaffold deck. The side protection of the scaffold decks is completed with a knee rail and toe board. The leading guardrail for the next scaffold level is installed as shown in Figures 1-4 below:



- A railing post 2.00 m is going to get up on one tube connector attached.
- With the top Load classivel pin at +3.00 m, a back guard rail coupled.



- The lower, free end of the railing is attached to the upper tilting pin coupled with a second handrail post 2.00 m.
- The hand rail is connected becomes to the coupled railing coupled attached to the next upright tube connector.



- Another railing is with the standing up coupled railing post.
- Another railing post 2.00 m is becomes is connected to the free railing end coupled and clipped on.
- Field by field, all leading guard rails are mounted in advance.



- The scaffold decks are laid around the work complete this scaffold level.

When climbing to the next scaffold level, there is already protection against falling.

The outside of the scaffold is continuously secured with a leading guard rail 1.00 m above the scaffold decks and with double guard rails on the front sides of the scaffold.

General building authority approval applied for and in process. This price list includes the standard components for the MJ OPTIMA TOP scaffold system.

This price list includes the standard components for the MJ OPTIMA metric scaffold system. All components for creating the standard version of the approval as well as some additional components are included in this price list.

The MJ OPTIMA metric scaffold system can be usefully completed with components from the MJ UNI 70/100 facade scaffold system, the MJ COMBI metric modular scaffold system and non-system scaffold accessories.

The price lists for these additional systems contain a large number of components for special problem solutions. If in doubt or if you have any further questions, please contact our employees. We are happy to help!

The system	04
Base jacks	06
Vertical standards	07
Vertical support elements for special height compensation	10
Horizontal diagonal bracing	11
Diagonal bracing	13
Decks	14
Climb up	16
Climb up / Gap covers	19
Side protection components	20
Toe boards	22
Brackets	23
Scaffold tubes and couplers	25
Lattice beams	29
Anchoring	31
Protection wall / Barrier	32
The safety enclosure OPTI-BOARD	33
Storage and transport	35
Securing during assembly of the scaffold	36
Order form	39

 Made in Plettenberg

 Net price, not discountable

 European standard

 Grant BG BAU

 Individual identification

 Delivery time on request

All prices exclude VAT applicable at the time of shipment. All dimensions and weights are non-binding approximate values. Technical data is subject to change without prior notice. Prices are charged as applicable on the day of shipment. Sale is subject exclusively to our sales terms and delivery conditions. An excerpt: place of business and jurisdiction is Plettenberg. Extended retention of title until full payment of all outstanding claims. Our prices are ex works.

Visit us on



[WWW.GERUESTLAGER.DE](http://WWW.GERUESTLAGER.DE)

**BASE JACK** EN

- Steel, hot dip galvanized
- With tube spindle
- Base plate 150 x 150 mm
- For adjusting level with differences in height of the underground
- Knurled nut with collar for centring the shaft on the spindle
- Lock to prevent unscrewing of the knurled nut and to ensure the necessary bridging length
- Can be used as a head spindle



Length (m)	Weight (kg)	PU (pcs.)	Article no.	Price (€)
0,30	2,40	375	000318	17,80
0,50	3,10	300	000319	21,30
0,60	3,40	300	000320	22,00
0,78	3,90	250	000321	29,80
1,00	4,70	200	000322	35,70

**AFIVEL BASE JACK** EN

- Steel, hot dip galvanized
- With tube spindle
- Swivel base plate 150 x 150 mm
- For adjusting level with differences in height of the underground
- Knurled nut with collar for centring the shaft on the spindle
- Lock to prevent unscrewing of the knurled nut and to ensure the necessary bridging length
- Can be used as a head spindle
- Additional longitudinal scaffold bracing required at in the base
- Permissible load: 25.4 kN



Length (m)	Weight (kg)	PU (pcs.)	Article no.	Price (€)
0,50	3,10	250	000323	46,30
0,80	4,30	200	013292	54,50

**UNDERLAY WOODS**

- As a load distributing support
- Sawn
- Dimension +/- 10 mm




Length (m)	Width (m)	Height (m)	Weight (kg)	PU (pcs.)	Article no.	Price (€)
1,00	0,24	0,04	1,50	80	009203	10,20
1,50	0,24	0,04	2,25	80	010360	12,30

## STARTING VERTICAL STANDARD



- Steel tube S 460, Ø 48.3 x 2.7 mm, hot dip galvanized
- For tensile connection at the stand connection punched
- Base vertical standard 1.16 m for direct use on the base jack
- With Load swivel pin
- With perforated discs to accommodate the deck ledger as well as for the versatile connection of COMBI vertical diagonals, ledger and consoles

Height (m)	Weight (kg)	PU (pcs.)	Article no.	Price (€)
1,16	5,70	50	010799	60,50
3,16	11,30	70	012452	114,40
3,16	11,40	70	008096	122,40



## STARTING VERTICAL STANDARD FOR HEIGHT COMPENSATION



- Steel tube S 460, Ø 48.3 x 2.7 mm, hot dip galvanized
- Perforated for tension-proof connection at the stand joint
- For use in the lowest scaffold level without an starting collar
- With Load swivel pin
- With a perforated disc each at the base and at the level of the scaffold deck level to accommodate the deck ledgers as well as for the versatile connection of COMBI vertical diagonals, transoms, brackets

Height (m)	Weight (kg)	PU (pcs.)	Article no.	Price (€)
1,66	6,70	70	013534	78,90
2,66	9,70	70	013535	107,90




## RAILING VERTICAL STANDARD 2,00 M



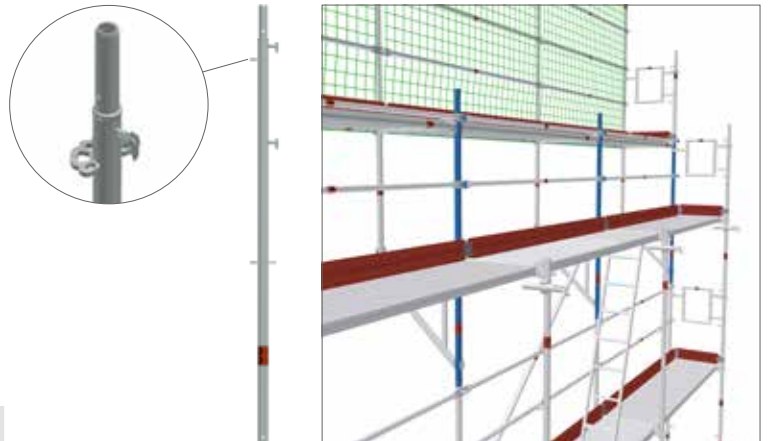
- Steel tube S 460, Ø 48.3 x 2.7 mm, hot dip galvanized
- For tensile connection at the stand connection punched
- With Load swivel pins
- With perforated disc to accommodate the deck ledger as well as for the versatile connection of COMBI vertical diagonals, ledger and consoles

Height (m)	Weight (kg)	PU (pcs.)	Article no.	Price (€)
2,00	7,00	70	010797	62,90
2,00	7,20	70	011774	70,90



**RAILING VERTICAL STANDARD 2.00 M WITH HALF PERFORATED DISC** 

- Steel tube S 460, Ø 48.3 x 2.7 mm, hot dip galvanized
- For tensile connection at the stand connection punched
- With two Load swivel pins
- With diagonal Load swivel pin
- With perforated disc to accommodate the deck ledger as well as for the versatile connection of COMBI vertical diagonals, ledger and consoles
- With an additional half perforated disc to accommodate the decking ledgers, ledgers, brackets at the top



Height (m)	Weight (kg)	PU (pcs.)	Article no.	Price (€)
2,00	7,40	70	011841	107,00

**WALK-THROUGH FRAME TRUSS BEAM 1,50 M** 

- For the erection of pedestrian walkways and walkways for pedestrians
- Through-frame trusses for use with modular scaffold standards
- Connection with four wedge heads, stable and rigid construction
- Ideal for height compensation
- For lateral, central or any arrangement of the upright scaffolds
- Easy assembly, compact packing dimensions
- The COMBI walk-through frame fits all facade scaffolding and modular scaffolding width dimension



Height (m)	Weight (kg)	PU (pcs.)	Article no.	Price (€)
0,50	20,70	25	014243	195,00

**ADAPTER FRAME** 

- Steel tube Ø 48.3 mm hot dip galvanized
- Vertical frame for transition from Optima to frame scaffold
- Like vertical frame steel 70 x 100 mm, open at the bottom



Model	Weight (kg)	PU (pcs.)	Article no.	Price (€)
UT 65	10,30	25	012001	92,00
UT 100	11,80	25	012002	96,00





### END VERTICAL STANDARD 1.00 M



- Steel tube S 460, Ø 48.3 x 2.7 mm, hot dip galvanized
- Perforated for tension-proof connection at the stand joint
- With a perforated disc to accommodate the deck ledgers and for the versatile connection of COMBI vertical diagonals, ledgers, consoles
- End post to the upper scaffold closure on the inside of the scaffold



Height (m)	Weight (kg)	PU (pcs.)	Article no.	Price (€)
1,00	3,30	50	010798	39,00

### END VERTICAL STANDARD 1.00 M



- Steel tube S 460, Ø 48.3 x 2.7 mm, hot dip galvanized
- Perforated for tension-proof connection at the stand joint
- With tube connector
- With a perforated disc to accommodate the deck ledgers and for the versatile connection of COMBI vertical diagonals, ledgers, consoles
- End post to the upper scaffold closure on the inside of the scaffold



Height (m)	Weight (kg)	PU (pcs.)	Article no.	Price (€)
1,00	4,00	50	008421	55,50

### BASE VERTICAL STANDARD 1.00 M



- Steel tube S 460, Ø 48.3 x 2.7 mm, hot dip galvanized
- Perforated for tension-proof connection at the stand joint
- With two swivel pins
- With tube connector



Height (m)	Weight (kg)	PU (pcs.)	Article no.	Price (€)
1,00	4,20	50	010796	55,50

**STARTING COLLAR**



- With perforated disc
- Forms the scaffold base together with base jacks
- Vertical standard is placed in the starting collar for further assembly



Length (m)	Weight (kg)	Article no.	Price (€)
0,23	1,40	004833	15,30
0,43	2,50	004525	39,40

**VERTICAL STANDARD WITH COMPRESSED TUBE CONNECTOR**



- Steel tube  $\varnothing$  48.3 x 3.2 mm, hot dip galvanized
- Drilled for a tensile connection in the upper and lower part
- Perforated disks at a distance of 0.50 m for up to eight connections each.  
Supports with compressed tube connectors can also be used in suspended scaffold or when moving with a crane



Height (m)	Weight (kg)	PU (pcs.)	Article no.	Price (€)
0,50	3,20	80	000696	25,70
1,00	5,20	40	000706	33,10
1,50	7,70	40	000719	47,10
2,00	9,80	40	000727	53,90
2,50	12,10	40	000764	73,60
3,00	14,40	40	000738	80,00
3,50	16,70	40	002892	95,80
4,00	18,50	40	000745	102,50

**STARTING VERTICAL STANDARD**



- Steel tube  $\varnothing$  48.3 x 3.2 mm, hot dip galvanized
- With additional lower perforated disc
- As an alternative to use in the lowest scaffold level without starting collar



Height (m)	Weight (kg)	PU (pcs.)	Article no.	Price (€)
0,66	4,20	40	005751	37,00
1,16	6,50	40	005752	50,70
2,16	11,00	40	004712	74,60
3,16	15,40	40	005753	104,80

## LEDGER



- Steel, hot dip galvanized
- With wedge head connections for attachment to the perforated discs
- For use as a support ledger for holding decks with tube support, as bracing element and as guard rail
- In deck levels bracing ledgers can be omitted if system decks and these are secured against taking off




Length (m)	Weight (kg)	PU (pcs.)	Article no.	Price (€)
0,25	1,40	100	005620	27,00
0,50	2,20	100	004834	29,00
0,65	2,90	100	006237	31,80
0,75	3,60	50/100	000748	30,00
1,00	4,00	50/100	000809	30,90
1,25	4,90	50/100	005654	37,00
1,50	6,10	50/100	000749	37,00
2,00	7,60	50/100	000750	43,20
2,50	9,40	50/100	000751	49,30
3,00	10,90	50/100	000752	55,50
4,00	13,30	100	004512	79,40

## DECK LEDGER UT-SUPPORT



- Steel, hot dip galvanized
- With wedge head connectors
- With recesses to accommodate MJ deck locks

Width (m)	Weight (kg)	PU (pcs.)	Article no.	Price (€)
0,65	3,60	50	011712	32,90
1,00	5,10	50	011713	58,00



## DECK LEDGER UT-SUPPORT 2-BOARD



- Steel, hot dip galvanized
- With wedge head connections
- Decking spigot only on one side
- For use with 0.65 m corner field
- Application for projecting scaffold bays, if these are directly next to a diagonal field

Width (m)	Weight (kg)	PU (pcs.)	Article no.	Price (€)
0,65	3,40	50	013473	39,70



**DECK FASTENING U-SUPPORT** 

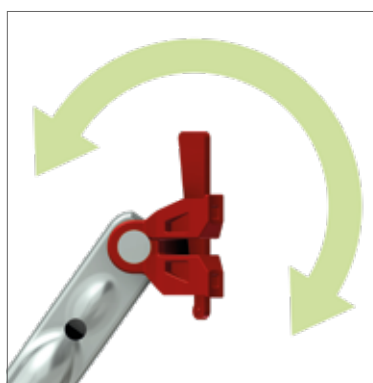
- Steel, hot dip galvanized
- With two hooks for locking in MJ deck ledgers



Width (m)	Weight (kg)	Article no.	Price (€)
0,65	1,20	012724	34,40
1,00	1,80	012725	41,30

**VERTICAL DIAGONAL BRACE** 

- Steel tube Ø 48.3 x 2.3 mm, hot dip galvanized
- With swiveling wedge heads
- For bracing the vertical scaffold structure



Field height (m)	Length (m)	Weight (kg)	PU (pcs.)	Article no.	Price (€)
1,00	0,50	4,70	50	004946	50,10
1,00	1,00	5,40	50	004943	49,30
1,00	1,25	5,80	50	004941	51,20
1,00	1,50	6,30	50	000803	52,40
1,00	2,00	7,40	50	000802	58,40
1,00	2,50	8,60	50	000801	60,40
1,00	3,00	9,80	50	000804	65,60

Field height (m)	Length (m)	Weight (kg)	PU (pcs.)	Article no.	Price (€)
2,00	0,50	7,00	50	004791	57,80
2,00	0,65	7,10	50	006348	51,20
2,00	1,00	7,60	50	004717	50,90
2,00	1,25	7,70	50	007451	52,00
2,00	1,50	8,30	50	000753	52,70
2,00	2,00	9,10	50	000755	56,20
2,00	2,50	10,00	50	000754	60,80
2,00	3,00	11,00	50	000756	61,60

## DIAGONAL



- Steel tube  $\varnothing$  48.3 x 2.3 mm, hot dip galvanized
- The assembly takes place on the outside of the scaffolding via the upper swivel pin on the OPTIMA railing vertical standard (art. no. 011774)
- The arrangement of the diagonals guarantees that the scaffolding is vertical, level-by-level alignment is not required



Field (m)	Length (m)	Weight (kg)	PU (pcs.)	Article no.	Price (€)
1,50	2,50	7,50	50	000082	31,50
2,00	2,83	8,00	50	000081	34,10
2,50	3,20	9,50	50	000080	36,80
3,00	3,61	11,00	50	000079	40,70
4,00	4,53	13,80	50	000231	52,40

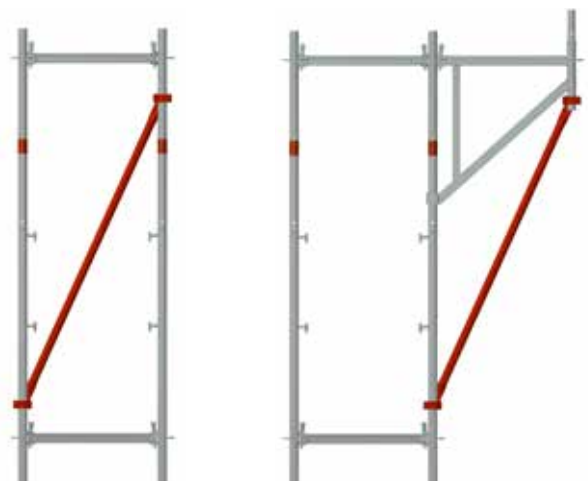
## CROSS DIAGONAL



- Stahl, feuerverzinkt
- Mit zwei Halbkupplungen
- Zur Aussteifung von Gerüstfeldern senkrecht zur Fassade und zur Abstützung von Konsolen



Model	Length (m)	Weight (kg)	A/F	Article no.	Price (€)
2-board	1,77	5,30	19	000588	53,10
3-board	1,95	5,80	19	000587	55,90



## TIMBER DECK 0.29 M



- Timber, 48 mm thick
- With hot dip galvanized deck caps
- Can be used on both sides
- Mechanically checked in accordance with DIN EN 14801 and DIN 4074 MS 10/13
- Waterproofed and weatherproof glued
- Can be used in guard and roof guard scaffolds as per DIN 4420 up to  $L \leq 3.00$  m



Length (m)	Width (m)	Weight (kg)	Load class	PU (pcs.)	Article no.	Price (€)
0,65	0,29	5,00	6	80	001076	44,40
1,00	0,29	7,50	6	80	001075	52,80
1,50	0,29	10,50	6	80	001074	61,20
2,00	0,29	14,00	5	80	001073	70,20
2,50	0,29	17,00	4	80	001072	78,90
3,00	0,29	21,50	3	80	001071	89,50

## STEEL DECK 0.29 M



- Steel, hot dip galvanized
- Non-slip surface through pronounced hole profiling
- Optimal stackability thanks to the selected cross-sectional shape
- Point welded



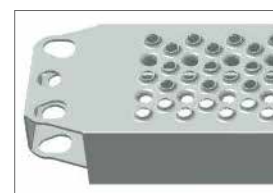
**STRONGER DUE  
TO NEW SURFACE**

Length (m)	Width (m)	Weight (kg)	Load class	PU (pcs.)	Article no.	Price (€)
0,65	0,29	5,50	6	80	008820	60,60
1,00	0,29	7,50	6	80	008821	64,80
1,50	0,29	11,50	6	80	008822	73,80
2,00	0,29	15,00	6	80	008823	83,80
2,50	0,29	17,50	5	80	008824	95,50
3,00	0,29	21,50	4	80	008825	107,90

## STEEL DECK 0.15 M



- Steel, hot dip galvanized
  - Extremely robust, for the toughest operations
  - Bracket deck for scaffold widening with  $\frac{1}{2}$  deck width, e.g. for WDVS work
  - Compensating deck to close gaps in platform scaffolding
  - Good stackability
  - Also fits in the main scaffold instead of the standard decks
- WDVS** = Thermal insulation composite system




Length (m)	Width (m)	Weight (kg)	Load class	PU (pcs.)	Article no.	Price (€)
0,65	0,15	3,90	3	102	013270	70,00
1,00	0,15	4,90	3	102	013272	73,50
1,25	0,15	5,80	3	102	013274	78,70
1,50	0,15	6,70	3	102	013275	79,90
2,00	0,15	8,50	3	102	013276	91,90
2,50	0,15	10,30	3	102	013277	114,90
3,00	0,15	12,10	3	102	013278	121,40

## ALUMINUM DECK WITH STEEL CAPS



- Non-slip surface and easy to stack
- Optimized ratio of weight and carrying through computerassisted profile optimization
- Steel caps therefore robust and durable
- Patented beam reinforcements in the walking area ensure minimal deflection and best possible slip resistance




Length (m)	Width (m)	Weight (kg)	Load class	PU (pcs.)	Article no.	Price (€)
0,65	0,59	6,50	6	18	008190	135,30
1,00	0,59	8,70	6	18	008191	151,90
1,50	0,59	11,90	6	18	008192	187,30
2,00	0,59	15,10	6	18	008193	207,40
2,50	0,59	18,30	5	18	008194	230,00
3,00	0,59	21,50	4	18	008195	270,00

## ALUMINUM DECK WITH ALUMINUM CAPS



- Extremely robust design
- Can be used on both sides
- With high load-bearing capacity and a non-slip surface
- Low deflection



Length (m)	Width (m)	Weight (kg)	Load class	PU (pcs.)	Article no.	Price (€)
1,00	0,29	4,00	6	80	001116	76,80
1,50	0,29	5,80	6	80	001117	97,80
2,00	0,29	7,60	6	80	001118	118,20
2,50	0,29	9,50	5	80	001119	141,50
3,00	0,29	11,50	4	80	001120	158,60
4,00	0,29	15,00	3	80	001121	220,00

## COMBI ACCESS DECK WITH ALUMINUM DECK



- With non-slip aluminum deck
- Weatherproof, light and robust
- With integrated aluminum ladder (telescopic for a length of 2.00 m)
- Access hatch made of corrugated sheet metal, opens to the side



Length (m)	Width (m)	Weight (kg)	Load class	PU (pcs.)	Article no.	Price (€)
2,00	0,60	22,50	4	14	009456	360,00
2,50	0,60	22,90	4	14	003706	380,00
3,00	0,60	25,00	3	14	003707	420,00



## ACCESS LADDER



- As a separate ladder for the inside scaffold climbing
- With hook for safe mounting to the access decks

Model	Length (m)	Width (m)	Weight (kg)	PU (pcs.)	Article no.	Price (€)
Aluminium	2,16	0,40	3,00	–	001323	80,70
Steel	2,16	0,40	10,50	80	000172	79,90





## ALUMINUM STAIRS WITH PLATFORM



- For bay height 2.00 m
- Scaffold stairway for the planned construction with facade scaffold
- For quick and safe mounting of the levels
- The steps are designed in a non-slip manner and allow comfortable outside access for extensive use of scaffold and when transporting material, without reducing the work surface in the main walkway
- Evenly distributed line load  $p=2.5 \text{ kN/m}^2$
- Single load distributed on  $0.2 \times 0.2 \text{ m}^2$   $F=1.5 \text{ kN}$
- Meets the requirements according to DIN EN 12811-1



Field Length (m)	Length (m)	Width (m)	Weight (kg)	PU (pcs.)	Article no.	Price (€)
2,50	3,25	0,55	20,00	10	000394	501,60

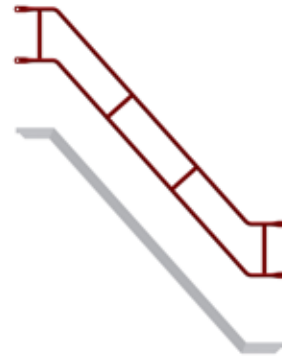
Individual customer identification possible.



## OUTSIDE STAIRCASE HANDRAIL



- Steel, hot dip galvanized
- For aluminum stairs with platform
- For mounting on swivel pins



Field (m)	Length (m)	Weight (kg)	PU (pcs.)	Article no.	Price (€)
2,50	3,45	16,00	40	000426	150,90

## INSIDE STAIRCASE HANDRAIL



- Steel, hot dip galvanized
- For aluminum platform stairs
- Can be used for field wide 2.50 m
- For mounting to the stair string
- Integrated end plug on the handrail for protection



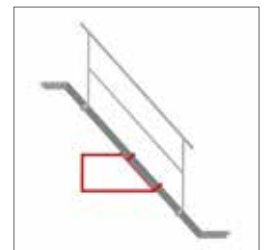
Length (m)	Weight (kg)	A/F	PU (pcs.)	Article no.	Price (€)
2,25	11,50	19	20	000425	137,80
2,25	11,50	22	20	006942	137,80

## ROUND INSIDE GUARD RAIL



- Steel, hot dip galvanized
- For aluminum stairs with platform
- For mounting to the stair string

Weight (kg)	A/F	PU (pcs.)	Article no.	Price (€)
5,80	19	40	009226	69,60



## ALUMINUM BEGINNING STAIR WITH PLATFORM



- Beginning stair with integrated base jack mounts
- Scaffold stairway for the planned construction with facade scaffolding
- For quick and safe mounting of the scaffold levels
- The steps are designed in a non-slip manner and allow comfortable outside access for extensive use of scaffold and when transporting bulky material, without reducing the work surface in the main walkway



Field height (m)	Length (m)	Width (m)	Weight (kg)	PU (pcs.)	Article no.	Price (€)
1,00	1,50	0,55	11,20	10	007362	299,70

## STAIR RAILING



- Steel, hot dip galvanized
- For aluminum starting stairs with platform 1.00 m / 1.50 m
- For mounting on swivel pins



Weight (kg)	Article no.	Price (€)
11,50	014964	135,70

## ACCESS LADDER 1.00 M



- Steel, hot dip galvanized
- System related suspension
- Enables easy entry into the scaffold, with a field height of 1.00 m



Length (m)	Width (m)	Weight (kg)	Article no.	Price (€)
1,00	0,62/0,47	7,60	010434	97,90

## GAP CLOSER ALUMINUM



- With plastic cap
- To cover the gap between the main and console field (5.5 cm - 11.3 cm)
- ATTENTION: The deck has to be secured against tilting/lifting!
- Fitting deck fastener Art-No. 009240




Length (m)	Width (m)	Weight (kg)	Article no.	Price (€)
1,50	0,22	2,90	008633	45,60
2,00	0,22	4,00	008634	54,80
2,50	0,22	5,00	008635	63,60
3,00	0,22	6,00	008636	74,70

## DOUBLE DECK FASTENING



- Steel, hot dip galvanized
- For preventing decks from lifting off



Weight (kg)	A/F	Article no.	Price (€)
1,00	22	009240	18,90

**CORNER DECK** 


- Steel, hot dip galvanized
- As an addition to system decks in the inner corner area
- Non-slip deck



Model	Length (m)	Width (m)	Weight (kg)	Article no.	Price (€)
1-board	0,32	0,32	4,45	013862	89,20

**GUARD RAIL** 

- Steel tube Ø 38 mm, hot dip galvanized
- Compressed and perforated at the ends
- Time-saving attachment via the self-locking swivel pins
- No tools required for installation



Length (m)	Weight (kg)	PU (pcs.)	Article no.	Price (€)
0,65	1,50	100	011936	16,10
1,00	2,00	100	011938	16,70
1,50	2,50	100	011941	19,10
2,00	3,50	100	011942	19,70
2,50	4,00	100	011943	21,00
3,00	5,50	100	011944	23,00
4,00	11,80	100	007822	47,30

**DOUBLE END GUARD RAIL** 


- Steel, hot dip galvanized
- As double side protection on the front sides



Width (m)	Weight (kg)	A/F	PU (pcs.)	Article no.	Price (€)
0,65	4,30	19	25	012507	49,70
1,00	5,20	19	25	012508	54,70

## CORNER SWIVEL PIN

- Steel, hot dip galvanized
- For mounting the side protection in corner areas
- No tools required for installation



Weight (kg)	Article no.	Price (€)
0,30	011248	14,40

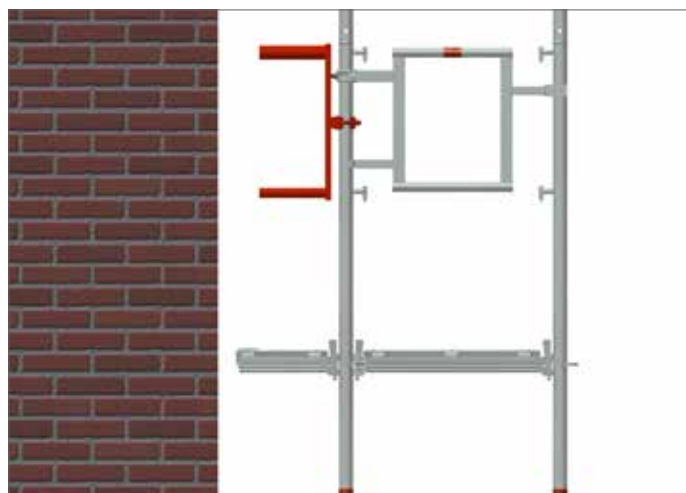
## END GUARD RAIL 1-BOARD



- Steel tube, hot dip galvanized
- Double side protection on the front sides
- Can be plugged into each other
- Can be used as side protection for round scaffolds



Weight (kg)	PU (pcs.)	A/F	Article no.	Price (€)
2,60	50	19	009366	29,20



## TOE BOARD



- Timber
- Galvanized steel fittings
- To be inserted between the frames

Length (m)	Weight (kg)	PU (pcs.)	Article no.	Price (€)
0,65	2,00	70	001109	19,10
1,00	2,50	70	001108	20,50
1,50	3,00	70	001107	22,40
2,00	5,00	70	001106	24,60
2,50	5,50	70	001105	26,40
3,00	6,50	70	001104	29,30
4,00	10,00	70	002616	64,40



**INDIVIDUAL COLOR AND PRINT ON REQUEST**

## FRAME BRACKET 2-BOARD



- Steel, hot-dip galvanized
- With two welded half-couplings
- With two tube connectors
- The frame bracket is used to create scaffold offsets used by one frame width each
- In contrast to the cantilever bracket, the offset is no longer just at the level of the deck, but possible at any height
- An optimal adaptation of the scaffolding to the shape of the building is made possible by this
- 2-board design for vertical frame UNI TOP 65



Width (m)	A/F	Weight (kg)	PU (pcs.)	Article no.	Price (€)
0,65	19	9,10	20	001056	95,90

## NETTING FOR ROOF GUARD SCAFFOLDS AND SIDE GUARDS



- As per DIN EN 1263-1 and DIN 4420
- The quick and easy way to a safe protective barrier



Colour	Length (m)	Width (m)	Weight (kg)	Article no.	Price (€)
green	10,00	2,00	5,00	000195	59,30

## ROOF GUARD EXTENSION



- Steel, hot-dip galvanized
- For erecting a protective roof according to DIN 4420
- In connection with bracket 0.64 m or bracket 0.96 m to be used with deck protection



Width (m)	Weight (kg)	Article no.	Price (€)
0,65	3,00	002240	32,20

## DECK FASTENING



- Steel, hot dip galvanized
- Suitable for roof guard extension
- Installation in connection with 2-board (artikel no.001180) or 3-board (artikel no.001171) cantilever bracket

Model	Weight (kg)	Article no.	Price (€)
2-board	3,40	001180	46,70
3-board	4,00	001171	51,20



BRACKET LEDGER UT-SUPPORT 

- Steel, hot dip galvanized
- With wedge head connection
- Without strut
- Without tube connector

Width (m)	Weight (kg)	PU (pcs.)	Article no.	Price (€)
0,15	1,30	25	013166	40,80
0,29	1,80	25	013167	44,80

BRACKET UT-SUPPORT WITH TUBE CONNECTOR  ID

- Steel, hot dip galvanized
- With tube connector
- With wedge head connection

Model	Weight (kg)	PU (pcs.)	Article no.	Price (€)
1-board	4,60	26	013168	53,70

BRACKET UT-SUPPORT WITH TUBE CONNECTOR  ID

- Steel, hot dip galvanized
- With tube connector
- With wedge head connection

Model	Weight (kg)	PU (pcs.)	Article no.	Price (€)
2-board	6,60	26	013169	71,00

PROTECTIVE WALL BRACKET WITH TUBE CONNECTOR  ID

- Steel, hot dip galvanized
- With tube connector
- With wedge socket
- With half perforated disc

Model	Weight (kg)	PU (pcs.)	Article no.	Price (€)
2-board	8,50	50	013298	119,30

BRACKET UT-SUPPORT WITHOUT TUBE CONNECTOR  ID

- Stahl, feuerverzinkt
- Without tube connector
- With wedge head connection

Model	Weight (kg)	PU (pcs.)	Article no.	Price (€)
2-board	5,00	26	013170	68,50





## STANDARD COUPLER

EN

- Steel, hot dip galvanized, drop-forged
- Robust model
- For right-angled connection of tubes of  $\varnothing$  48.3 mm
- Class BB, EN 74-1
- To be used in the classes B and BB of the steel and aluminum tube

Thread	A/F	Weight (kg)	PU (pcs.)	Article no.	Price (€)
Standard	22	1,15	25	000325	8,60
Standard	19	1,15	25	000326	8,60
Quick	22	1,15	25	007521	9,30
Quick	19	1,15	25	007523	9,30



## SWIVEL COUPLER

EN

- Steel, hot dip galvanized, drop-forged
- Robust model
- For any angular connection of tubes of  $\varnothing$  48.3 mm
- Class B, EN 74-1
- To be used in the class B of the steel and aluminum tube

Thread	A/F	Weight (kg)	PU (pcs.)	Article no.	Price (€)
Standard	22	1,35	25	000328	9,30
Standard	19	1,35	25	000329	9,30
Quick	22	1,35	25	007522	9,90
Quick	19	1,35	25	007524	9,90



## SPARE PARTS CAN BE FOUND IN OUR PRICE LIST „ACCESSORIES“.

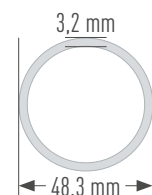
## SCAFFOLD TUBE STEEL

EN

- S235 Steel, hot dip galvanized
- Measurements as per EN 39
- Manufacturing length 6.00 m
- Minimum yield strength 235 N/mm<sup>2</sup>
- Connection of standard couplers allowed
- Special lengths on request



Model (mm)	Length (m)	Weight (kg)	PU (pcs.)	Article no.	Price (€)
48,3 x 3,2	1,00	3,77	61	004548	17,20
48,3 x 3,2	2,00	7,54	61	004550	31,40
48,3 x 3,2	3,00	11,31	61	004552	45,60
48,3 x 3,2	4,00	15,08	61	004554	61,80
48,3 x 3,2	5,00	18,85	61	005619	76,00
48,3 x 3,2	6,00	22,60	61	004087	85,00



## SWIVEL PIN CONNECTION

- Steel, hot dip galvanized
- With wedge head connection
- With swivel pin connection

Weight (kg)	Article no.	Price (€)
0,70	013419	20,00



## WEDGE HEAD COUPLER FIXED

EN

- Steel, hot dip galvanized, drop-forged
- With screw cap
- For connection of scaffold tubes to the perforated disc

A/F	Weight (kg)	PU (pcs.)	Article no.	Price (€)
22	1,10	25	005859	25,70
19	1,10	25	005858	25,70



## WEDGE HEAD COUPLER FIXED PARALELL

EN

- Steel, hot dip galvanized, drop-forged
- For connection of scaffold tubes to the perforated disc

A/F	Weight (kg)	PU (pcs.)	Article no.	Price (€)
19	1,10	25	009947	24,20
22	1,10	25	009948	24,20



## SWIVEL WEDGE HEAD COUPLER

EN

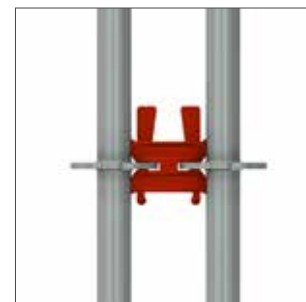
- Steel, hot dip galvanized, drop-forged
- With screw cap
- For connection of scaffold tubes to the perforated disc

A/F	Weight (kg)	PU (pcs.)	Article no.	Price (€)
22	1,20	25	005861	28,90
19	1,20	25	005860	28,90



## WEDGE HEAD COUPLER DOUBLE

- Steel, hot dip galvanized



Width (m)	Weight (kg)	Article no.	Price (€)
0,15	1,20	011125	25,70

## BASIC COUPLER



- T-carrier plate with two parallel welded half couplers
- To bear vertical loads of scaffold constructions
- To be mounted directly on the facade
- Holes in the T-carrier plate for the use of M12 screws
- Basic structural analysis available
- Extensive lattice beam constructions are no longer necessary

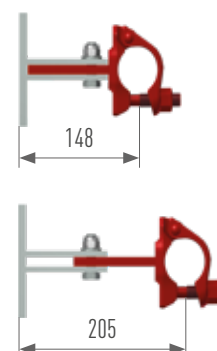


A/F	Weight (kg)	Article no.	Price (€)
22	3,60	003247	48,90
19	3,60	004591	48,90

## BASIC COUPLER ADJUSTABLE



- T-carrier plate with two parallel welded half couplers
- To bear vertical loads of scaffold constructions
- To be mounted directly on the facade
- Holes in the T-carrier plate for the use of M12 screws
- Basic structural analysis available
- Extensive lattice beam constructions are no longer necessary
- Adjustable for wall distances from 148 - 205 mm
- With four fixing holes



A/F	Weight (kg)	Article no.	Price (€)
22	5,00	009137	70,40

**SWIVEL PIN COUPLER** EN

- Steel, hot dip galvanized, drop-forged
- Half coupler with welded swivel pin for attaching additional back guard rails, e. g. on the inside of the scaffold



Thread	A/F	Weight (kg)	Article no.	Price (€)
Normal	22	0,80	000134	9,90
Normal	19	0,80	002354	9,90
Quick	22	0,81	007436	10,40
Quick	19	0,81	008202	10,40

**PERFORATED DISC CLAMPABLE**

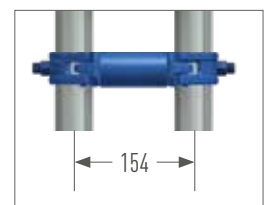
- Ensures the possibility of mounting at the desired position along a standards or tubes Ø 48.3 mm



A/F	Weight (kg)	PU (pcs.)	Article no.	Price (€)
22	0,95	25	002229	36,70
19	0,95	25	004587	36,70

**DISTANCE COUPLER**

- Steel tube Ø 48.3 mm
- With two welded couplers, galvanized
- E. g. as connection between facade scaffold and a forward-placed stair ascent

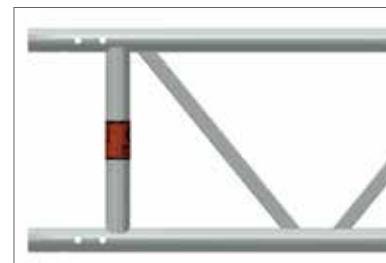


Width (m)	A/F	Weight (kg)	Article no.	Price (€)
0,110	22	1,60	008225	26,00
0,154	19	1,80	008297	26,30
0,180	22	2,00	000233	27,10

## LATTICE BEAM STEEL



- Steel tube  $\varnothing$  48.3 mm, hot dip galvanized
- Load depends on span according to the separate load table



Length (m)	Height (m)	Weight (kg)	PU (pcs.)	Article no.	Price (€)
3,20	0,40	30,00	25	000108	198,50
4,20	0,40	39,00	25	000109	245,80
5,20	0,40	50,00	25	000110	297,80
6,20	0,40	58,00	25	000111	335,40
7,60	0,40	72,00	25	000112	496,30

## LATTICE BEAM ALUMINUM



- Aluminum tube  $\varnothing$  48.3 mm
- Load depends on span according to the separate load table



Length (m)	Height (m)	Weight (kg)	PU (pcs.)	Article no.	Price (€)
3,20	0,40	12,00	25	000255	234,00
4,20	0,40	15,00	25	000257	291,00
5,20	0,40	20,00	25	000258	348,00
6,20	0,40	23,00	25	000259	390,10
8,10	0,40	31,00	25	000261	550,00

## TUBE CONNECTOR FOR LATTICE BEAMS



- Steel, hot dip galvanized
- For the continuous extensions of lattice beams



Model	Weight (kg)	Article no.	Price (€)
Straight	1,30	003588	30,50

## BOLT WITH CUTTER PIN



EN

- Screw-free connection of lattice beams
- Replaces usual screws M 12 x 60 mm there by reducing the assembly time
- Consisting of cotter pin (article no. 002232), bolt (article no. 002235) and washer (article no. 002964)
- All articles are also available separately




Weight (kg)	Article no.	Price (€)
0,09	002237	3,00

## WALL CONNECTION FOR LATTICE BEAM



- Steel, hot dip galvanized
- For fastening to the wall, e. g. for bridging constructions
- For lattice beams with 400 mm construction height



Gewicht (kg)	Art.-Nr.	Preis (€)
3,50	000170	78,00

## LATTICE BEAM BASE PLATE



- Steel, hot dip galvanized
- Movable
- Use in connection with a decking transom, for further extensions of scaffold pattern when bridging with lattice beams



Weight (kg)	Article no.	Price (€)
6,00	000235	93,60

## TUBE CONNECTOR WITH HALF COUPLER



- Steel, hot dip galvanized
- Screw fitting for lattice beams. tube or ledger



Length (m)	Weight (kg)	A/F	Article no.	Price (€)
0,30	1,80	22	000223	27,60
0,30	1,80	19	000222	27,60

## WALL TIE



- Steel tube Ø 48.3 mm. hot dip galvanized
- Installation as short scaffold tie with one standard coupler
- Installation as long scaffold tie with two standard couplers

Length (m)	Weight (kg)	Article no.	Price (€)
0,30	1,40	000240	13,00
0,40	1,80	000242	14,40
0,50	2,00	000125	15,10
0,60	2,60	000241	16,40
0,80	3,20	000129	18,40
1,00	3,80	000127	20,40
1,30	4,80	000131	21,40
1,50	5,50	000132	24,70
1,80	6,70	000133	29,60



## EYE BOLT Ø 12 MM



EN

- Galvanized and welded
- For use with plastic expansion plugs 70 / 100 mm and plastic caps natural / black

Length (m)	Thread Length (mm)	Weight (kg)	PU (pcs.)	Article no.	Price (€)
90	54	0,155	150	000358	1,50
120	65	0,175	150	000359	1,70
160	58	0,210	100	000360	1,90
190	65	0,235	100	000363	2,10
230	65	0,265	100	000361	2,20
300	65	0,300	50	002374	2,50
350	65	0,364	50	000362	2,70
400	65	0,424	50	006333	6,00
450	65	0,468	50	007555	6,20
500	65	0,530	50	002983	7,50



## PLASTIC CAP



EN

- For closing anchor drill holes

Colour	Weight (kg)	PU (pcs.)	Article no.	Price (€)
natural	0,003	100	000651	0,20
black	0,003	100	010353	0,20



## EXPANSION PLUG



EN

- For eye bolts with a timber thread Ø 12 mm
- For drilling Ø 14 mm

Length (m)	Weight (kg)	PU (pcs.)	Article no.	Price (€)
0,07	0,007	100	000357	0,40
0,10	0,007	100	011158	0,40



## MJ-SCAFFY



- Screw-in aid for eye bolts
- With socket A/F 22 (for standard ratchet wrenches)
- With 3/4 inch square socket
- With SDS drill adapter



Weight (kg)	Article no.	Price (€)
0,374	012600	70,60

**PROTECTION WALL PROFILE ALUMINUM** 

- Aluminum profile
- For setting up a robust wall system for partitions between the construction site and the surrounding area
- Any plank, commercially available ISO panels or other panels up to 5.5 cm thick can be used



Length (m)	Weight (kg)	Article no.	Price (€)
2,00	12,9	011647	168,60

**HOLDER FOR PROTECTION WALL PROFILE** 

- Steel, hot dip galvanized
- With half coupling
- Movable couplers connection points for every scaffold situation



Weight (kg)	Load class	Article no.	Price (€)
1,90	22	011662	32,30

**SPECIAL SCAFFOLDING TAPE**  

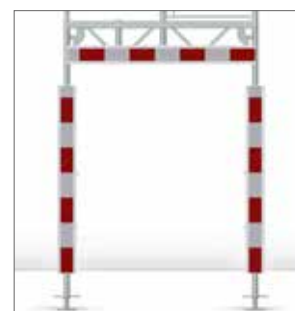

- Self-adhesive special tape
- BAST certified
- For metallic and polyotine substrates
- Retroreflective sheeting according to RSA for inner-city use traffic space in the area of sidewalks and bike paths
- Red / white blocks
- On rolls of 50 m each
- Width optimized for protection wall profile aluminum



Width (mm)	Weight (kg)	Article no.	Price (€)
100	2,40	012570	116,00

**WARNING AND PROTECTION BEACON** 

- For securing scaffolding on walkways and cycle paths
- Aluminum profile for vertical and horizontal use, with two rotatable couplers on the rear side
- With retroreflective, BAST-certified foil according to RSA for inner-city traffic areas in the area of walways and cycle paths




Length (m)	Width (mm)	Weight (kg)	Article no.	Price (€)
1,50	0,15	4,90	013903	109,50



The system free safety enclosure OPTI-BOARD is the answer to many questions that you may ask yourself when planning your construction site with regard to environmental and noise protection. When renovating or building a new building, the construction site enclosure protects employees and passers by from noise, dust and dirt.

- Light cassette: The transparent version of the OPTI-BOARD enables work in daylight conditions.
- Dust-tight: A circumferential rubber seal makes the OPTI-BOARD almost dust-tight. This enables a clean construction site cladding, the use of vacuum systems (asbestos removal) and weather-independent sandblasting.
- Quick and easy assembly
- Can be used in the UNI, UNI-CONNECT, UNI TOP, COMBI and OPTIMA systems
- Can be installed vertically and horizontally



## WALLCASSETTE SHEET METRIC

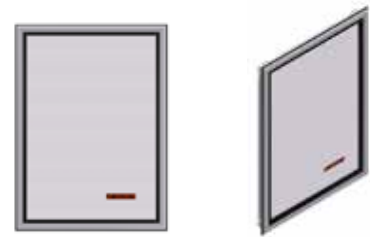


Width	Height	Weight (kg)	PU (St.)	Article-no.	Price (€)
0,50	1,00	5,50	14	012064	172,50
0,65	1,00	6,10	14	012880	170,50
1,00	1,00	8,70	14	012065	198,50
1,50	1,00	12,00	14	012066	229,70
2,00	1,00	15,25	14	012067	273,20
2,50	1,00	18,50	14	012068	301,20
3,00	1,00	22,50	14	012069	351,90



**WALLCASSETTE LIGHT METRIC** 

Width	Height	Weight (kg)	PU (St.)	Article-no.	Price (€)
0,50	1,00	4,30	14	012070	189,70
0,65	1,00	4,70	14	012885	187,70
1,00	1,00	6,45	14	012071	224,80
1,50	1,00	8,60	14	012072	301,50
2,00	1,00	10,70	14	012073	351,60
2,50	1,00	12,80	14	012074	419,40
3,00	1,00	15,40	14	012075	459,40



**INSIDE CORNER FOR WALLCASSETTE** 

Width	Height	Weight (kg)
0,40	1,00	6,85

PU (St.)	Article-no.	Price (€)
20	012088	206,10



**OUTSIDE CORNER FOR WALLCASSETTE** 

Width	Height	Weight (kg)
0,17	1,00	3,90

PU (St.)	Article-no.	Price (€)
50	012089	172,80



**CASSETTE HOLDER** 

System	Weight (kg)	PU (St.)	Article-no.	Price (€)
MODULE	1,00	250	012060	29,40
LEDGER	1,30	250	012061	33,40
TUBE	0,85	300	012062	33,40



012060



012061



012062



## STACKING PALLET FOR TUBES



- Steel tube, hot dip galvanized
- Specially suited for module scaffolds, e. g. standards, ledgers, guard rails, diagonal braces, tubes and toe boards
- Open all round
- Suited for stacked and crane transports
- The tubular supports are removable and are to be stowed securely in the base frame so that empty pallets can be transported and stacked in a very space-saving manner
- Special orders on request
- Push-on tube with bevel on one side, also available separately (Article no. 005791)



Length (m)	Width (m)	Weight (kg)	PU (pcs.)	Article no.	Price (€)
0,85	0,85	30,50	5	006962	232,20
1,25	0,55	31,80	5	010334	231,90
1,25	0,85	35,00	5	005614	240,20

(Art. Nr. 005791)



**OTHER PRODUCTS  
FOR STORAGE AND TRANSPORT  
FIND IN OUR PRICE LIST,  
'ACCESSORIES'**



## KASK INDUSTRIAL CLIMBING HELMET PLASMA Q

EN ID N

- Tested and approved according to EN 397
- With chin strap
- Adjusting wheels allow one quick and easy adjustment to the right size
- With ring for attaching the helmet to a belt

Color	Article no.	Price (€)
blue	010496	74,60
white	010497	74,60
yellow	010498	74,60
orange	010499	74,60
red	010500	74,60
green	010501	74,60
dark green	010502	74,60
royal blue	010503	74,60
black	010453	74,60



## KASK INDUSTRIAL CLIMBING HELMET ZENITH


EN ID N


- Tested and approved according to EN 397 and EN 50365
- Various settings allow a quick and easy adjust
- With ring for attaching the helmet to a belt

Color	Article no.	Price (€)
blue	010504	84,70
white	010505	84,70
yellow	010506	84,70
orange	010507	84,70
red	010508	84,70
green	010509	84,70
black	010510	84,70



**OTHER PROTECTIVE EQUIPMENT FIND IN OUR PRICELIST 'ACCESSORIES'**





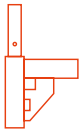




# MJ-GERÜST

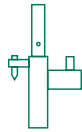
Scaffolding Systems

SCAFFOLDING MADE IN  
PLETTENBERG



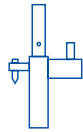
## UNI-CONNECT

07er Frame scaffold




## UNI

Metric frame scaffold



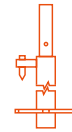
## UNI TOP

Metric frame scaffold



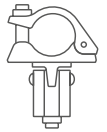
## COMBI

Modular scaffold



## OPTIMA

Flexible façade scaffolding



## ACCESSORIES

Universal



[WWW.GERUESTLAGER.DE](http://WWW.GERUESTLAGER.DE)

### MJ-Gerüst GmbH

Ziegelstraße 68  
58840 Plettenberg  
Germany

Hotline +49 2391 8105 350

Fax +49 2391 8105 375

E-Mail [info@mj-geruest.de](mailto:info@mj-geruest.de)

[www.mj-geruest.de](http://www.mj-geruest.de)